
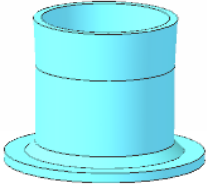
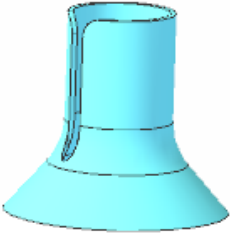


Hovercraft Challenge 1.0 Parts List

| Item No. | Item | Qty | Description | Image In Optimized Build Orientation | Maximum Layer Thickness | Notes |
|----------|-----------------|-----|----------------------------------|---|-------------------------|--|
| 1 | Balloon End | 2 | Balloon Interface |  | 0.010 inch | Sand all edges smooth |
| 2 | CD-Base | 2 | CD mount |  | 0.010 inch | Sand all edges smooth 1/16th dia holes in base are drilled to final size. Undersized dia are expected from 3D printing. Bond CD-Base to CD with Gorilla Super Glue (or similar) making sure to keep CD-Base centered on CD |
| 3 | Balloon Support | 2 | Supports balloon from oscilating |  | 0.010 inch | Sand all edges smooth |
| 4 | CD | 2 | CD | | | |
| 5 | Balloon | 1 | Bag of 9inch latex | | | |
| 7 | Pump | 1 | Hand air pump | | | Blowing up balloon with hand pump is essential to prevent contamination |
| 6 | Stopwatch | 1 | Any timing device | | | Not Included, assumes these are readily availabe |